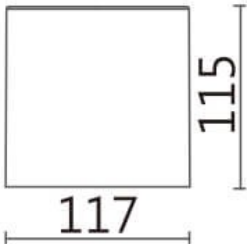




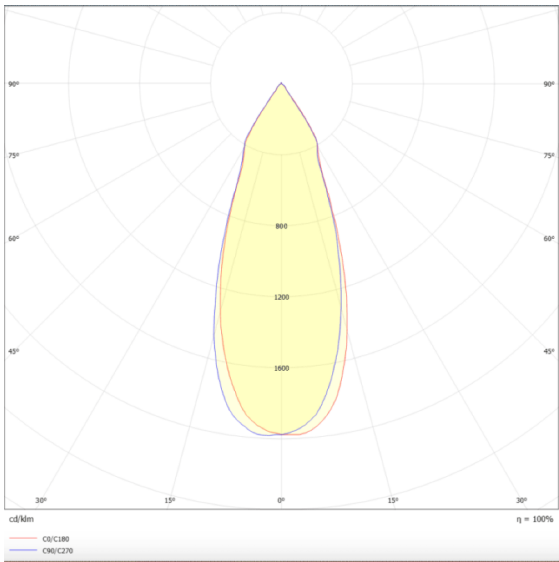
Dimensions

Product dimensions (mm) Ø75X100 mm

Scheme




Photometry



TUBULAR-S

| | |
|--------------|--------------------|
| Item code | 86.SD01.1331.03 |
| Product type | Indoor |
| Category | Surface Downlights |
| Family | TUBULAR-S |

| | | | | | |
|------------|---|---|---|---|---|
| Pictograms |  |  |  |  |  |
| |  |  |  |  | |

| | |
|----------------------------|---------------|
| Product | |
| Real power (W) | 10 |
| Real luminous flux (Lm) | 800 |
| Luminous efficiency (Lm/W) | 80 |
| Beam angle (°) | 40 |
| Life time (h) | 50000h L80B10 |
| IP | IP65 |
| Control gear | ON-OFF |
| Colour temperature (K) | 3000 |
| Colour consistency (SDCM) | SDCM<3 |
| CRI | 80 |